

# A Day in the Life of a Parent

## Activity Summary

In this activity, students will:

- ♦ Conduct an interview with either one of their parents/guardian or a mentor who is a parent
- ♦ Create a written version of the interview similar to those found in magazines

## Prior Knowledge

- **Essential Skills**
- Interview techniques
- Interview writing techniques

## Teaching Planning Notes


- Review assignment including prior knowledge required and assessment and evaluation tools
- Book access to computer lab if keyed interview is required
- Provide and review the Interview Tips with students
- Encourage students to bring in magazines with interviews (samples)
- Provide an exemplar

## Assessment of Student Achievement

Task	Tool / Type
Written Interview	Reality Check Interview Rubric (Summative)
Reflective Journal	Reality Check Reflective Journal Assessment Tool (Formative)

## Activities and Assessment Materials

- Interview Assignment Sheet
- Interview Tips
- Interview Rubric
- Reflective Journal Assessment Tool



## FOCUS ON LEARNING

### Essential Skills:


#### Oral Communication

*Conducting Interview*

#### Writing

*Conducting Interview*

*Written Version of Interview*



## Curriculum Linkages For Ontario Educators

**Essential Skills** truly are everywhere and as teachers we are always teaching students the **Essential Skills!** As subject teachers and specialists, we know that many of the curriculum expectations we are accountable to teach and assess, also address the **Essential Skills** and while the linkages are not always readily apparent, the linkages exist nonetheless.

While this activity connects to a variety of courses it is most closely aligned to the following course(s):

- Grade 7 English Language

To assist you, the teacher, in making more transparent linkages, we have identified the following curriculum linkages for this activity.

### Grade 7 English Language

#### Communication and Writing Expectations

- 7e48 • ask questions and discuss different aspects of ideas in order to clarify their thinking;
- 7e50 • express and respond to a range of ideas and opinions concisely, clearly, and appropriately;
- 7e52 • demonstrate the ability to concentrate by identifying main points and staying on topic;
- 7e3 • organize information to develop a central idea, using well-linked and well-developed paragraphs;
- 7e4 • use a variety of sentence types and sentence structures, and sentences of varying length;
- 7e7 • revise and edit their work, focusing on content and elements of style (e.g., diction), independently and in collaboration with others;
- 7e8 • proofread and correct their final drafts, focusing on grammar, punctuation, spelling, and conventions of style;
- 7e9 • use and spell correctly the vocabulary appropriate for this grade level;
- 7e10 • use correctly the conventions (spelling, grammar, punctuation, etc.) specified for this grade level.

# Reality Check

## *Is parenting easy? You decide.*

In this assignment you will be interviewing either one of your parents/guardians or a mentor that is a parent. You are interviewing them to determine how the **Essential Skills** are demonstrated in their role as a parent. Your focus is on their role as a parent. (do not ask questions about their career). The challenge is, you are NOT allowed to directly ask how they use the **Essential Skills** in their role. You have to ask questions that will draw that information out. You can ask about situations that go back to the beginning of their parenting role up to present day. Ask them to give examples (stories) – this will help you “uncover” these very important **Essential Skills**.



For example, you can NOT ask: “When do you use READING as a parent?”

But if you ask, “What do you and your child do together between dinner and bedtime?” you may discover that the parent uses reading for assisting with homework, sharing a story, and receiving information from the teacher or school through notes sent home.

We will do some brainstorming in class to help you begin your questioning sheet before you conduct your interview. The quality of your line of questioning plays a huge role in getting quality responses.

**Step 1:** Decide who you are going to interview. Get permission and set up an interview date/time.

**Step 2:** Create several quality questions to use in your interview and organize them into a format that will assist you in recording responses.

**Step 3:** Conduct the interview using your questioning form to record responses.

**Step 4:** Analyze your written notes from the interview for **Essential Skills** connections.

**Step 5:** Prepare your written version of the interview in a magazine format.

**Step 6:** Exchange your magazine format with a peer for feedback.

**Step 7:** Revise as required.

**Step 8:** Complete the reflective journal.

**Step 9:** Submit your assignments including:

- rough notes from interview
- peer-edited first draft
- finished written interview in magazine format
- reflective journal



# Reality Check Interview Tips

Here are some tips to help you prepare your interview plan.

- Prepare several questions and leave enough space to write down the responses you expect and the **Essential Skills** demonstrated (insert during analysis)
- Review your questions several times before you conduct the interview. You should be able to “just chat” informally based on the questions you know you need to ask
- Record responses in point form if necessary
- Asking a parent to tell stories will help in many instances
- Start with your most interesting and engaging question to get the interviewee interested in talking about themselves
- After the initial question, do not ask questions in any particular order. The interview can take different directions once it begins. Following a structured format will only take away from the interview process
- If you come up with a new question because of a response, write it down quickly and ask away! It’s likely to be a good one!
- This interview form does not have to be keyed, however, it may help when you have to create your final copy



# Reality Check Interview Tips

## Examples

Here are some examples of questions you could ask, a typical response and the associated **Essential Skills** for each response. We will brainstorm other questions as a class and come up with hypothetical responses that demonstrate **Essential Skills**. This will serve as a model for you to conduct, analyze, prepare and submit your own parent interview.

### Question

What do you find to be the most difficult part of parenting? How do you overcome this?

### Answer

*“I believe the most difficult part of parenting is keeping the day-to-day tasks organized. Everyone is so busy and with different schedules it is hard to stay organized. To overcome this, I use our kitchen calendar daily to record all family commitments. We have voice mail on our phone for all members of the family, so I can leave messages for everyone. As well, we have e-mail for everyone and messages are left and forwarded so we all know what is going on.”*

**Essential Skills demonstrated:** Oral Communication, Writing, Reading Text, Computer Use, Thinking Skills (Job Task Planning)

### Question

What is the most enjoyable part of parenting? Example?

### Answer

*“The most enjoyable part of parenting is when we have those conversations that started out as a short conversation and ended up being a very long one which helps build our relationship.”*

**Essential Skills demonstrated:** Oral Communication, Working with Others.


# Reality Check Interview Rubric

CATEGORIES/ CRITERIA	LEVEL 1 (50-59%)	LEVEL 2 (60-69%)	LEVEL 3 (70-79%)	LEVEL 4 (80-100%)
<p><b>Reasoning</b> Asks questions and discusses different aspects of the <b>Essential Skills</b> in order to clarify their ideas</p>	Uses a few simple ideas	Uses a variety of simple and related ideas	Uses ideas of some complexity	Uses complex ideas
<p><b>Communication</b> Expresses a range of ideas and opinions from the interview in a concise, clear, and appropriate fashion</p>	Unclearly	With some clarity and some precision	Clearly and precisely	Clearly, precisely, and confidently
<p><b>Organization of Ideas</b> Organizes information to develop a central idea</p>	Incompletely	In a mechanical and sequential way	Appropriately and logically	Appropriate and in complex and logical ways
<p><b>Application of Language Conventions (spelling, grammar, punctuation, and style)</b> Uses correctly the conventions specified for this grade level</p>	With several major errors and/or omissions	With several minor errors and/or omissions	With a few minor errors and/or omissions	With practically no minor errors and/or omissions
<p>Revises and edits work focusing on content and elements of style independently and in collaboration with others</p>	With assistance	With limited assistance	Independently	Independently

**Note:** A student whose achievement is below Level 1 (50%) has not met the expectations for this assignment or activity.

# Reality Check Reflective Journal

Now that you have conducted your interview, take some time to reflect on the role of a parent based on your interview.



- What surprised you the most from the responses?  
Be specific relating to specific questions and responses.
- What surprised you the least from the responses?  
Be specific relating to specific questions and responses.
- Based on your interviewee's responses to your questions, what might be your biggest challenges as a parent? Why will they be challenges for you? Are they based on your personality or your skills?
- What conclusions can you draw from the things the interviewee found most challenging and the **Essential Skills** that were related? Are they perhaps their weakest **Essential Skill**?
- Are there any **Essential Skills** NOT involved in parenting at all? Why or why not?
- Finally, is parenting hard? Why or why not?

This journal should be between 150-200 words.      **Due Date** \_\_\_\_\_

Submit this sheet with your reflective journal.

## Reflective Journal Assessment Tool

COMPONENT	<i>Essential Skills</i> DEMONSTRATED	<input checked="" type="checkbox"/>	COMMENTS
Depth and understanding providing examples to support opinion	Thinking Skills	<input type="checkbox"/>	
Clear, Concise, Comprehensive and Complete	Writing	<input type="checkbox"/>	
Correct (spelling, grammar)	Writing	<input type="checkbox"/>	

